Double-Sided Printing

For HP-Style Inkjet Printers

1 Make sure there are an even number of pages to print. Insert a blank one if necessary.

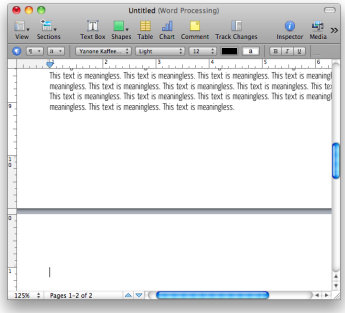

2 Print the **Even**-numbered pages in **"Normal"** order.

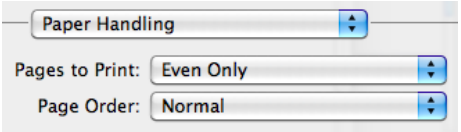

3 Rotate the paper if you are printing in portrait orientation; then re-insert it.

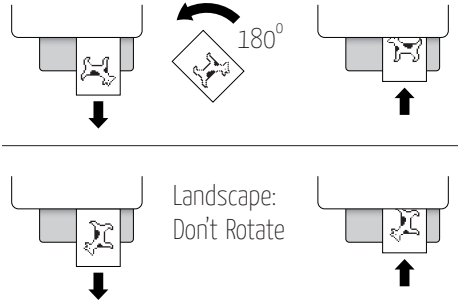

4 Print the **Odd**-numbered pages in **"Reverse"** order.

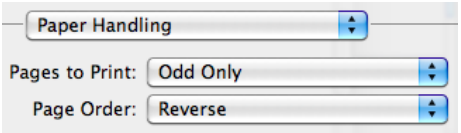

Set in Yanone Kaffeesatz.
Dogcow Image © Susan Kare.

© 2010 Eightt